

paulsimoninstitute.org

FOR IMMEDIATE RELEASE
March 15, 2017

Contact:
Jak Tichenor
618-453-4009
Charlie Leonard
618-303-9099

Illinois Voters Disapprove of Governor's, Leaders' Job Performance.

Nearly two years into Illinois' historic budget impasse, a majority of Illinois residents disapprove of the jobs being done by Republican Governor Bruce Rauner and Democratic House Speaker Michael Madigan, according to a new poll by the Paul Simon Public Policy Institute at Southern Illinois University Carbondale. The poll asked whether respondents approved or disapproved of the job being done by the Governor and the four legislative leaders.

The Simon Poll was conducted Saturday, March 4th to Saturday, March 11th. The sample included 1,000 registered voters and a margin for error of plus or minus 3.1 percentage points. Sixty percent of the interviews were conducted on cell phones.

Both political leaders are underwater with voters statewide. Roughly six in ten disapprove of the job being done by both Madigan (61 percent) and Rauner (58 percent). Last October's Simon Poll showed Madigan's disapproval rating at 63 percent and Rauner's at 55 percent.

"Clearly, both political leaders are taking a beating with voters as the Statehouse stalemate nears the two-year mark, and the gap between the two is shrinking," said Jak Tichenor, interim director of the Paul Simon Public Policy Institute. "It's not good news at all for either man, both of whose political fortunes are at risk heading into next year's elections." Rauner is seeking his second term in 2018 and Madigan will defend his 67-seat Democratic majority in the 118-member House after losing a net four seats last November.

"We have tested Gov. Rauner's job approval four times since he took office, and two findings jump out at us," said Charlie Leonard, a former visiting professor at the Institute, and one of the designers of the poll. "First is that the governor's approval rating, since Spring of 2015, right after he assumed office, has remained relatively steady in the high 30s to low 40s, though at 36 percent it's the lowest we have seen. Second is that his disapproval rating has grown consistently, from 31 disapproving in March 2015 to 58 percent today—almost doubling.

Statewide, Rauner's results show 36 percent somewhat approve or strongly approve of his performance, while 58 percent somewhat disapprove or strongly disapprove. That compares with a 40 percent approval rating and 55-percent disapproval rating last October.

Rauner fares worst with voters in the City of Chicago, where 64 percent disapprove of his performance while 31 percent approve. Rauner edges closer to positive territory in downstate Illinois, where 38 percent approve of the job he's doing compared to 56 percent who disapprove. In the suburbs of Cook and the collar counties, he remains in negative territory with 58 percent disapproving and 37 approving.

Speaker Madigan's disapproval ratings also remain in negative territory with 61 percent somewhat disapproving or strongly disapproving and 26 percent somewhat approving or strongly approving. Madigan scored 63 percent disapproving overall last year with 26 percent approving.

Madigan's best job approval ratings came in the City of Chicago, where 28 percent approve and 60 percent disapprove. His suburban Cook and collar counties job approval ratings are 27 percent approve to 60 percent disapprove. Downstate voters were least generous in their assessment of Madigan's tenure with 64 percent disapproving and 23 percent approving.

Voters do not appear to have picked heavy favorites or shown a strong dislike for the remaining three legislative leaders. In the case of Senate President John Cullerton, 39 percent somewhat disapprove or strongly disapprove of his performance while 25 percent approve and 32 percent are not sure. Last fall, 41 percent disapproved, 26 percent approved, and 29 percent weren't sure.

Voters were also less conclusive about the job performances of Senate Republican Leader Christine Radogno and House Republican Leader Jim Durkin. Leader Radogno's job approval stands at 27 percent statewide, compared with a disapproval rating of 26 percent. An overwhelming 45 percent were not sure. In the case of Leader Durkin, 31 percent approved, 36 percent disapproved, and 29 percent were unsure.

###

The margin of error for the entire sample of 1,000 voters is plus or minus 3.1 percentage points. This means that if we conducted the survey 100 times, in 95 of those instances, the population proportion would be within plus or minus the reported margin of error for each subsample. For subsamples, the margin of error increases as the sample size goes down. The margin of error was not adjusted for design effects.

Live telephone interviews were conducted by Customer Research International of San Marcos, Texas using the random digit dialing method. The telephone sample was provided to Customer Research International by Scientific Telephone Samples. Potential interviewees were screened based on whether they were registered voters and quotas based on area code and sex (<60% female). The sample obtained 51% male and 49% female respondents. Interviewers asked to speak to the youngest registered voter at home at the time of the call. Cell phone interviews accounted for 60 percent of the sample. A Spanish language version of the questionnaire and a Spanish-speaking interviewer were made available.

Field work was conducted from March 4 through March 11. No auto-dial or "robo" polling is included. Customer Research International reports no Illinois political clients. The survey was

paid for with non-tax dollars from the Institute's endowment fund. The data were not weighted in any way. Crosstabs for the referenced questions will be on the Institute's polling web site, simonpoll.org.

The Paul Simon Public Policy Institute is a member of the American Association for Public Opinion Research's (AAPOR) Transparency Initiative. AAPOR works to encourage objective survey standards for practice and disclosure. Membership in the Transparency Initiative reflects a pledge to practice transparency in reporting survey-based findings.

The Institute's polling data are also archived by four academic institutions for use by scholars and the public. The four open source data repositories are: The Roper Center for Public Opinion Research (<http://ropercenter.cornell.edu/polls/>), The University of Michigan's Inter-university Consortium for Political and Social Research (<http://openicpsr.org>), the University of North Carolina's Odum Institute Dataverse Network (<http://arc.irss.unc.edu/dvn/dv/PSPPI>), and the Simon Institute Collection at OpenSIUC (<http://opensiuc.lib.siu.edu/ppi/>).

Note: The "Simon Poll" and the "Southern Illinois Poll" are the copyrighted trademarks of the Board of Trustees of Southern Illinois University. Use and publication of these polls is encouraged- but only with credit to the Paul Simon Public Policy Institute at SIU Carbondale.

Frequency Tables¹
JOB APPROVAL

Governor Rauner

I would like for you to tell me how Governor Bruce Rauner is doing his job. Do you strongly approve, somewhat approve, somewhat disapprove, or strongly disapprove of the job Governor Rauner is doing?

Response	Percent (n=1000)
Approve	35.8%
<i>Strongly approve</i>	11.1%
<i>Somewhat approve</i>	24.7%
Neither	1.5%
Disapprove	58.3%
<i>Somewhat disapprove</i>	19.7%
<i>Strongly disapprove</i>	38.6%
Other/Don't know (not read)	4.4%

Speaker Madigan

Now, I'd like for you to tell me how well Speaker of the Illinois House of Representatives Michael Madigan is going his job?

Response	Percent (n=1000)
Approve	25.8%
<i>Strongly approve</i>	5.4%
<i>Somewhat approve</i>	20.4%
Neither	1.6%
Disapprove	61.4%
<i>Somewhat disapprove</i>	17.7%
<i>Strongly disapprove</i>	43.7%
Other/Don't know (not read)	11.2%

¹ Values are rounded and may not sum to 100%.

Senate President Cullerton

Next, I'd like for you to tell me how well Illinois Senate President John Cullerton is doing his job.

Response	Percent (n=1000)
Approve	25.3%
<i>Strongly approve</i>	3.6%
<i>Somewhat approve</i>	21.7%
Neither	3.7%
Disapprove	38.7%
<i>Somewhat disapprove</i>	19.9%
<i>Strongly disapprove</i>	18.8%
Other/Don't know (not read)	32.3%

Illinois Senate Leader Radogno

Next, I'd like for you to tell me how well Illinois Senate Leader Christine Radogno is doing her job.

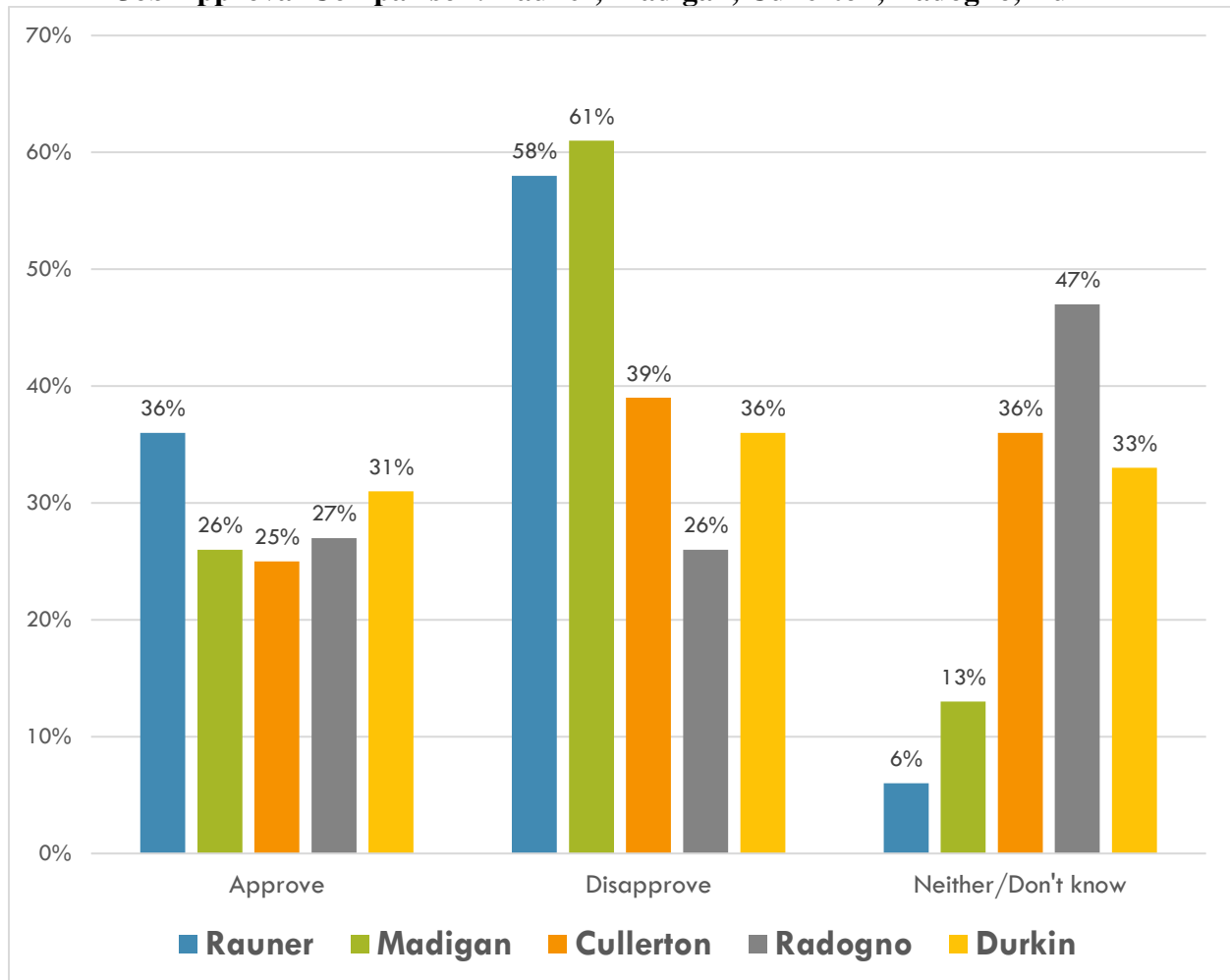
Response	Percent (n=1000)
Approve	27.1%
<i>Strongly approve</i>	3.6%
<i>Somewhat approve</i>	23.5%
Neither	2.7%
Disapprove	25.6%
<i>Somewhat disapprove</i>	15.4%
<i>Strongly disapprove</i>	10.2%
Other/Don't know (not read)	44.6%

Illinois House Leader Durkin

Lastly, I'd like for you to tell me how well Illinois House Leader Jim Durkin is doing his job.

Response	Percent (n=1000)
Approve	31.1%
<i>Strongly approve</i>	4.7%
<i>Somewhat approve</i>	26.4%
Neither	4.0%
Disapprove	35.7%
<i>Somewhat disapprove</i>	20.8%
<i>Strongly disapprove</i>	14.9%
Other/Don't know (not read)	29.2%

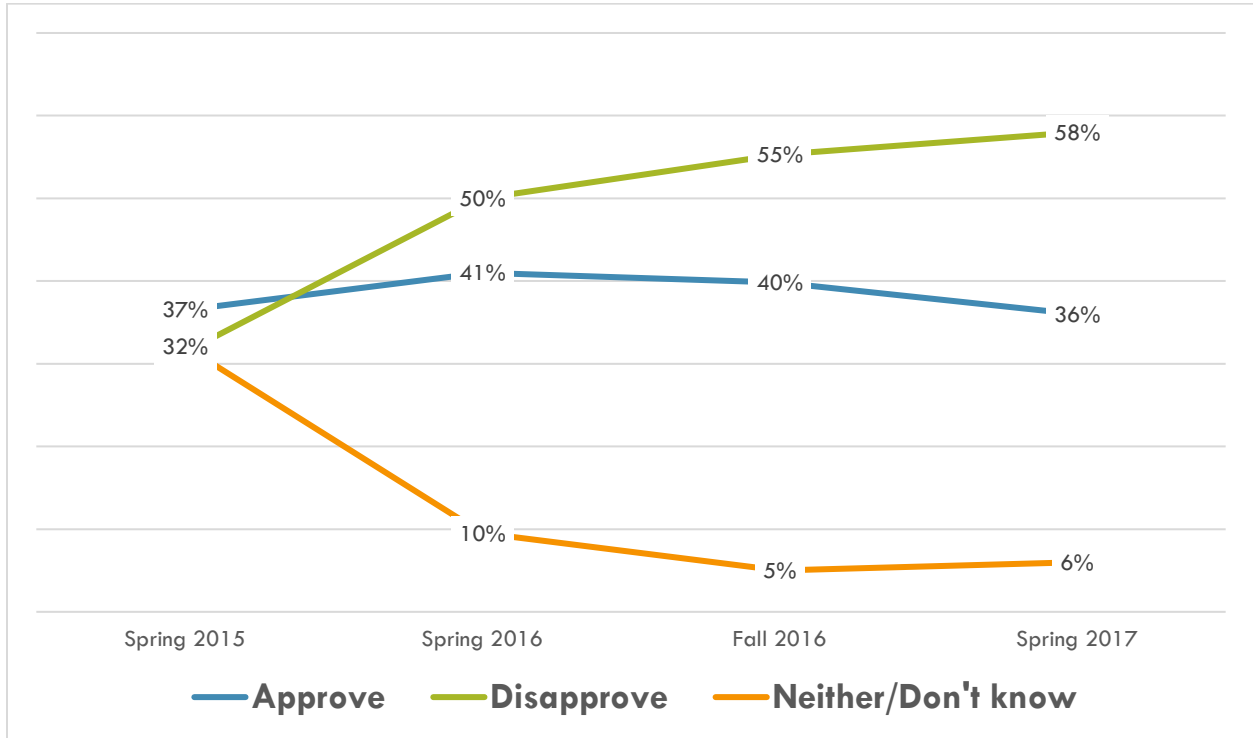
Job Approval Comparison: Rauner, Madigan, Cullerton, Radogno, Durkin



Demographic Crosstabs and Historical Trends

JOB APPROVAL

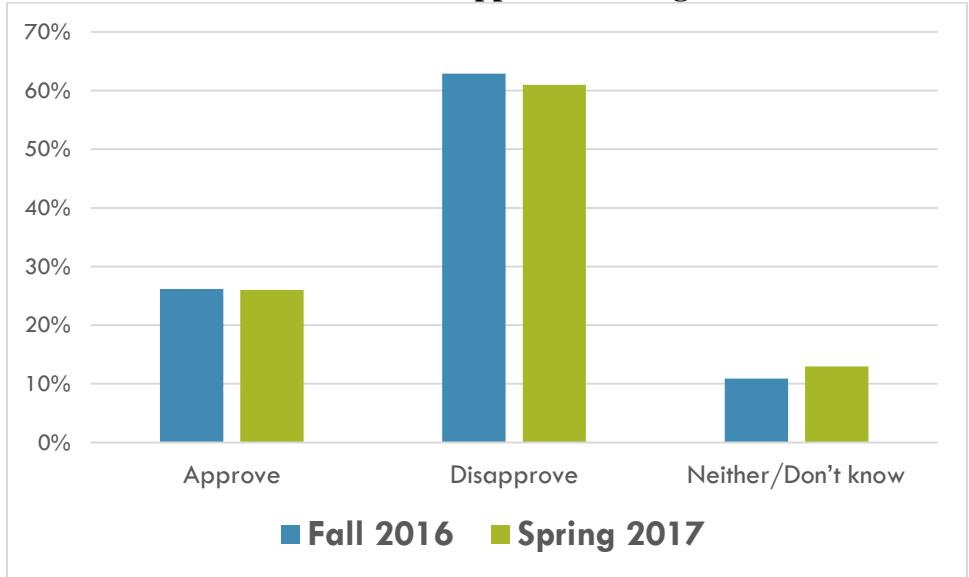
GOVERNOR RAUNER Historical Job Approval: Rauner



Rauner by AREA

	Chicago City	Chicago Suburbs	Downstate
Approve	31.0%	36.6%	37.7%
Disapprove	63.5%	57.8%	55.7%
Neither/Don't know	5.5%	5.6%	6.7%

SPEAKER MADIGAN
Historical Job Approval: Madigan



Madigan by AREA

	Chicago City	Chicago Suburbs	Downstate
Approve	28.0%	26.6%	23.0%
Disapprove	60.0%	60.2%	64.3%
Neither/Don't know	12.0%	13.2%	12.7%